
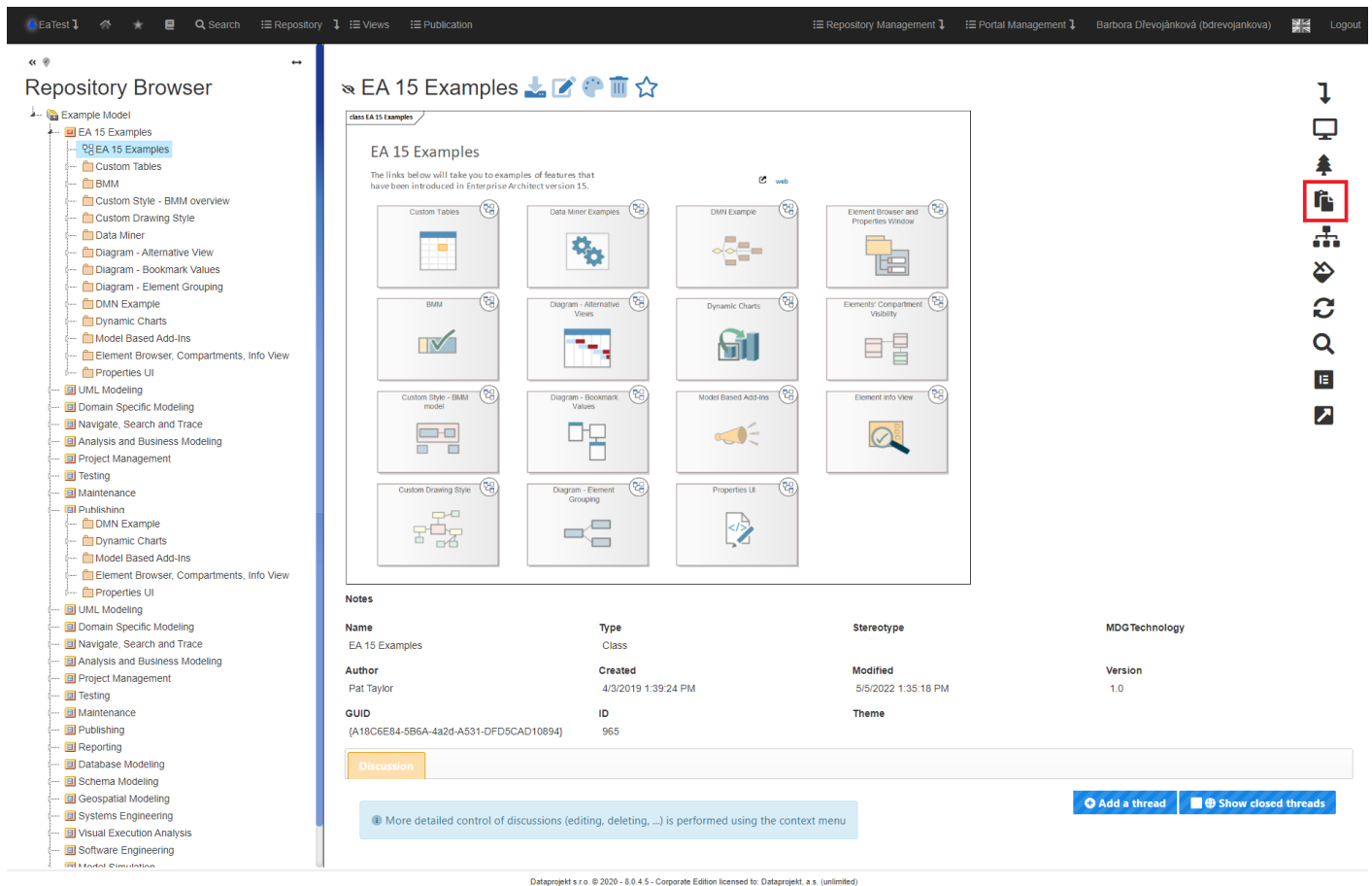


# Copy URL

A user can copy a URL and send it to a colleague.

The colleague will only be able to view this URL if he/she **is logged in**; otherwise, he will be directed to the login screen.

This functionality is available in the context menu under the symbol 

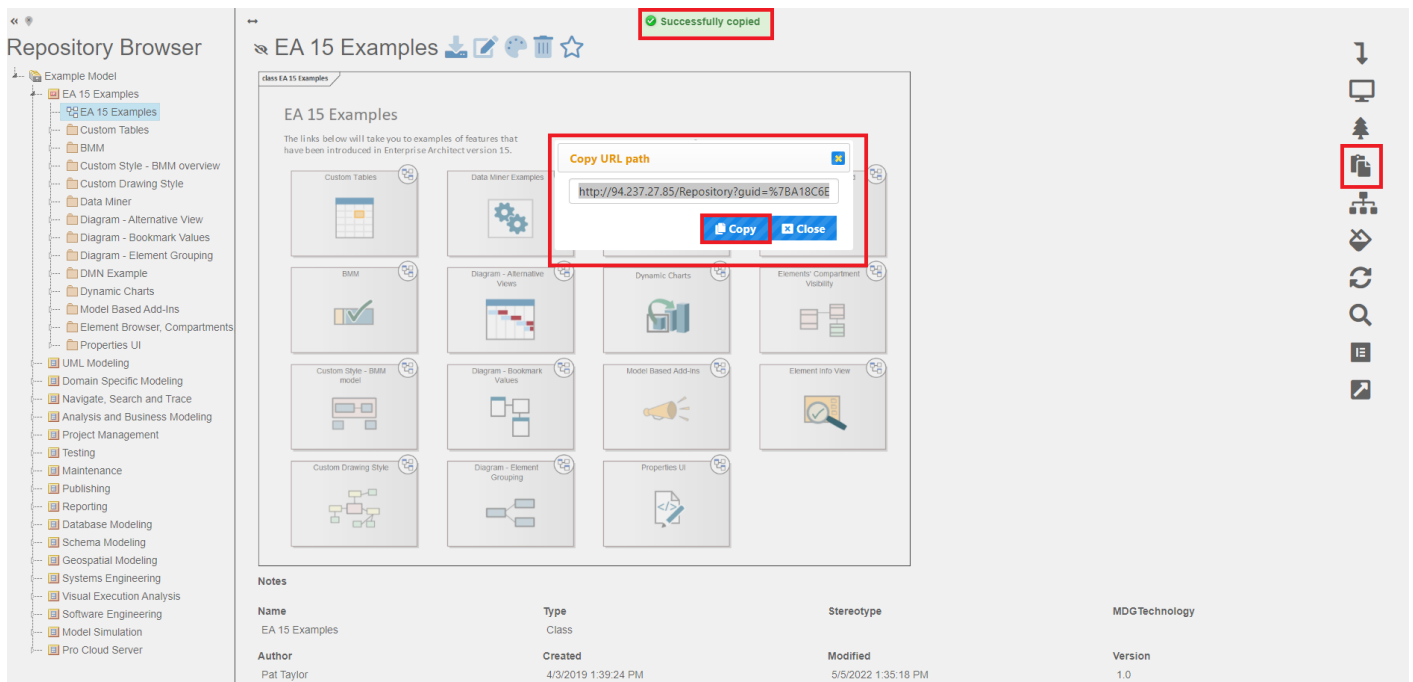


The screenshot displays the EA Test application interface. On the left is the 'Repository Browser' showing a tree of artefacts. The main area shows the 'EA 15 Examples' artefact, which is a class containing a grid of 12 smaller artefacts. A context menu is open over the 'EA 15 Examples' artefact, showing icons for 'Copy URL' (a document with a link) and 'Copy' (a document). The 'Copy URL' icon is highlighted with a red box. Below the grid is a 'Notes' section with a table of metadata.

Name	Type	Stereotype	MDG Technology
EA 15 Examples	Class		
Author	Created	Modified	Version
Pat Taylor	4/3/2019 1:39:24 PM	5/5/2022 1:35:18 PM	1.0
GUID	ID	Theme	
(A18C6E84-5B6A-4a2d-A531-DFD5CAD10894)	965		

At the bottom of the interface, there is a 'Discussion' section with a button to 'Add a thread' and a button to 'Show closed threads'.

After clicking on the “Copy URL” icon, a pop-up chart will appear where the user can get the URL of the relevant artefact.



After clicking on the “Copy” button, the user saves the URL to the clipboard.  
An identical method is to select the entire line with CTRL+A and copy it to the clipboard with CTRL+C.  
Then just paste the URL in the appropriate place.

Revision #3

Created 31 May 2022 11:06:34

Updated 9 January 2024 12:33:10 by Karolína Kavanová