
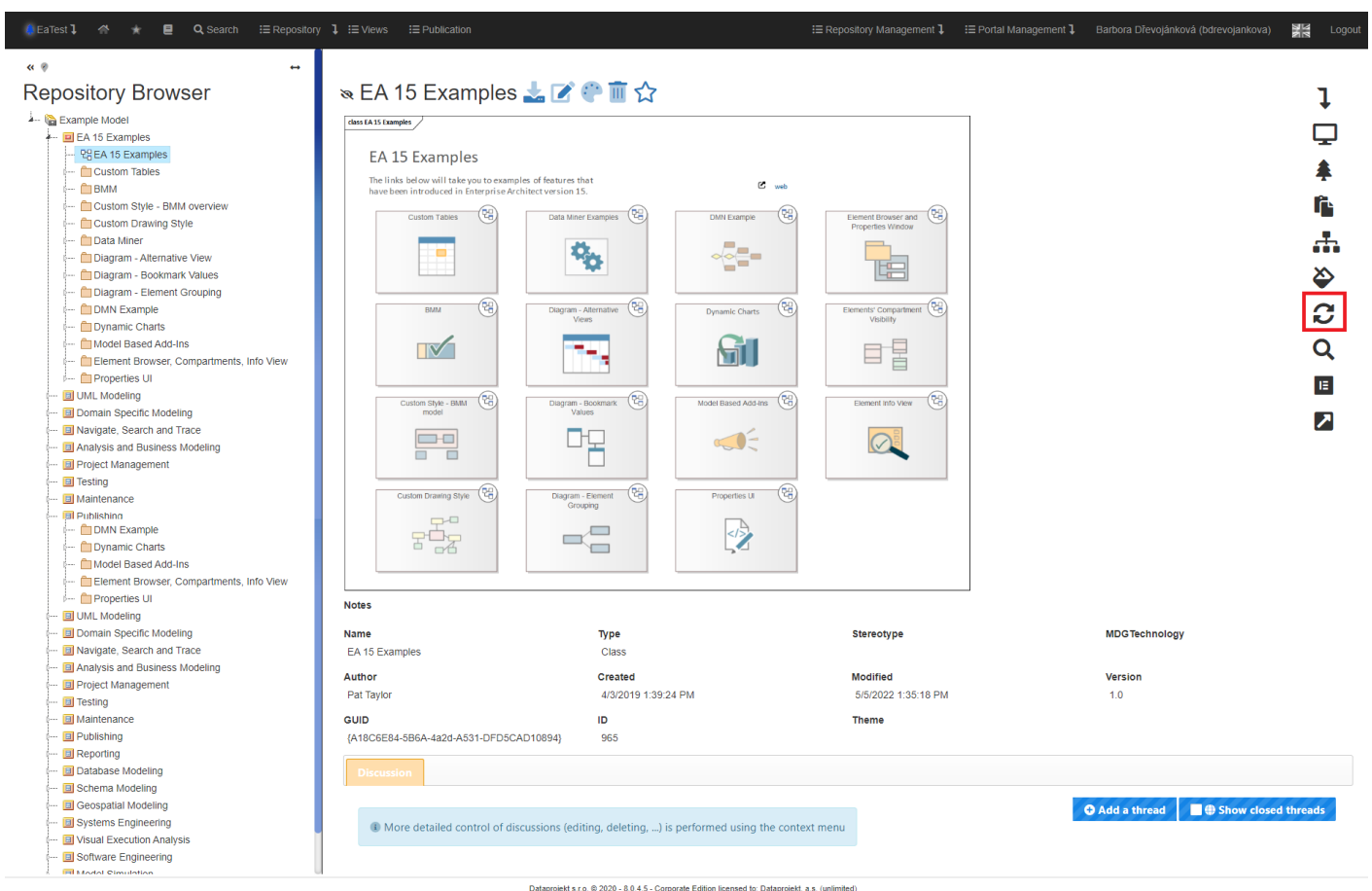


Forced Refresh

Forced refresh is actually “*Refresh*” and is used if a change has been made to an artefact and has not been applied to EaInfoportT3.

For example, if a user has a diagram open in EaInfoportT3 and changes it in some way in Enterprise Architect. Thus, after clicking on the forced refresh icon, these changes will be immediately applied to EaInfoportT3.

The functionality is available in the context menu under the symbol 

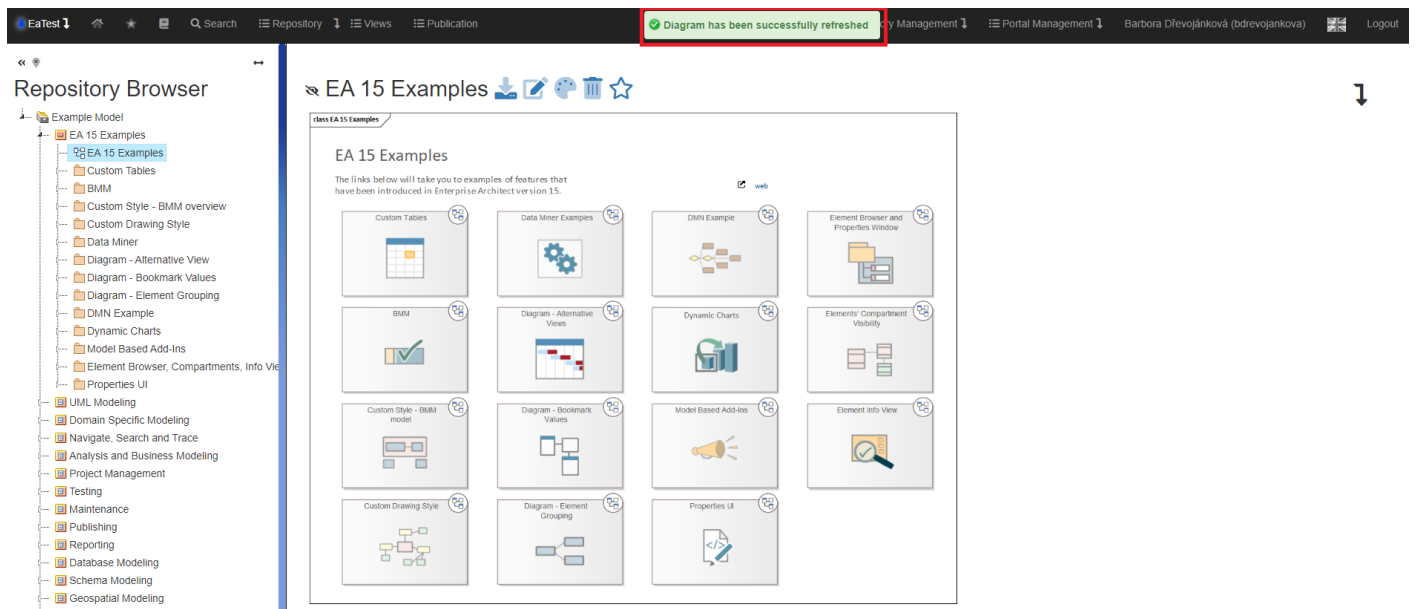


The screenshot displays the EaInfoportT3 application interface. On the left, the 'Repository Browser' shows a tree structure of model elements, with 'EA 15 Examples' selected. The main area displays the 'EA 15 Examples' diagram, which contains various sub-diagrams like 'Custom Tables', 'Data Miner Examples', 'DMN Example', 'Element Browser and Properties Window', etc. On the right, a context menu is open, and the 'Forced refresh' icon (a circular arrow) is highlighted with a red box. Below the diagram, there is a 'Notes' section with a table of metadata.

Name	Type	Stereotype	MDG Technology
EA 15 Examples	Class		
Author	Created	Modified	Version
Pat Taylor	4/3/2019 1:39:24 PM	5/5/2022 1:35:18 PM	1.0
GUID	ID	Theme	
{A18C6E84-5B6A-4a2d-A531-DFD5CAD10894}	965		

At the bottom of the interface, there is a 'Discussion' section with a button to 'Add a thread' and a button to 'Show closed threads'. A note states: 'More detailed control of discussions (editing, deleting, ...) is performed using the context menu'.

After clicking on the “*Forced refresh*” icon, the changes of the artefact in EaInfoportT3 compared to Enterprise Architect will be applied.



The diagram shows that the note has been removed.

Revision #2

Created 31 May 2022 11:37:09

Updated 9 January 2024 12:33:42 by Karolína Kavanová