

# Full Screen

The functionality is available in the context menu under the symbol




The full screen allows us to see a detail of an artefact without disruptive elements.


After clicking on the “Full Screen” icon, the disruptive elements will be switched off.


class EA 15 Examples


EA 15 Examples


The links below will take you to examples of features that have been introduced in Enterprise Architect version 15.


 Custom Tables


 Data Miner Examples


 DMN Example


 Element Browser and Properties Window


 BMM


 Diagram - Alternative Views


 Dynamic Charts


 Elements' Compartment Visibility


 Custom Style - BMM model


 Diagram - Bookmark Values

 Model Based Add-Ins

 Element Info View

 Custom Drawing Style

 Diagram - Element Grouping

 Properties UI

Notes

<b>Name</b> EA 15 Examples	<b>Type</b> Class	<b>Stereotype</b>	<b>MDG Technology</b>
<b>Author</b> Pat Taylor	<b>Created</b> 4/3/2019 1:39:24 PM	<b>Modified</b> 5/5/2022 1:35:18 PM	<b>Version</b> 1.0

Only the detail of the artefact remained. To call up the other elements again, simply click on the “Full Screen” icon again.

Revision #5

Created 31 May 2022 10:52:33

Updated 9 January 2024 12:32:52 by Karolína Kavanová

