

# Overview of notification subscriptions

The administrator must set up an [e-mail server](#) in Configuration Manager to send notification e-mails to users.

Repository Management

Users management

Groups Management

Permissions Management





















Repository detail

Overview of notification subscriptions

If the notification system is set up, the repository administrator can see all the notifications set up in the repository.

Overview of notification subscriptions					
Username	GUID	Interval	Type	Repository name	
NO FILTER	NO FILTER	NO FILTER	NO FILTER	NO FILTER	
bdrevojankova	(712F5482-33C4-496C-A1B7-4A3EBB1591D2)	Week	Diagram	Alpha_repo	
bdrevojankova	(22C88477-E325-4e9c-8906-D7A068D712E6)	Day	Diagram	Alpha_repo	
bdrevojankova	(04EDA929-39CA-4c1a-8F55-1BB1C4013010)	Hour	Diagram	Alpha_repo	
bdrevojankova	(653E1153-3168-4630-A444-387CF65CD62B)	Week	Diagram	Alpha_repo	
bdrevojankova	(FD97356E-350B-4560-85BB-13074AFD7E21)	Hour	Diagram	Alpha_repo	
bdrevojankova	(CF8AE683-10AF-427d-8594-29D503CCE1A8)	Hour	Diagram	Alpha_repo	
bdrevojankova	(472BF0FA-0474-49ba-9CA5-4A2C3B78DDC9)	Hour	Diagram	Alpha_repo	
bdrevojankova	(A8522CD9-1F62-4618-B19A-AD85858452BD)	Hour	Diagram	Alpha_repo	
bdrevojankova	(DD219ABC-F32D-492e-A3B2-6785F7DBD9D7)	Hour	Diagram	Alpha_repo	
bdrevojankova	(589D5FCF-9F6F-4262-A32A-4BEC273BBE2D)	Hour	Diagram	EaTest	
Showing 1 to 10 of 864 entries					
1 2 3 4 5 6 7 8 9 ... 87					
Show 10 entries					
Setup of columns					

The repository administrator can click on the "Tree" icon or the "ChangeNotificationType" button.

Overview of notification subscriptions					
Username	GUID	Interval	Type	Repository name	
<input type="text" value="NO FILTER - Q"/>	<input type="text" value="NO FILTER - Q"/>	<input type="text" value="NO FILTER - Q"/>	<input type="text" value="NO FILTER - Q"/>	<input type="text" value="NO FILTER - Q"/>	
 bdrevojankova	(712F5482-33C4-496c-A1B7-4A3EBB1591D2)	Week	Diagram	Alpha_repo	
 bdrevojankova	(22C88477-E325-4e9c-8906-D7A068D712E6)	Day	Diagram	Alpha_repo	
 bdrevojankova	(04EDA929-39CA-4c1a-8F55-1BB1C4013010)	Hour	Diagram	Alpha_repo	
 bdrevojankova	(663E1153-3168-4630-A444-387CF65CD62B)	Week	Diagram	Alpha_repo	
 bdrevojankova	(FD97356E-350B-4560-85BB-13074AFD7E21)	Hour	Diagram	Alpha_repo	
 bdrevojankova	(CF8AE683-10AF-427d-8594-29D503CCE1A8)	Hour	Diagram	Alpha_repo	
 bdrevojankova	(472BF0FA-0474-49ba-9CA5-4A2C3B78DDC9)	Hour	Diagram	Alpha_repo	
 bdrevojankova	(A8522CD9-1F62-4618-B19A-AD85858452BD)	Hour	Diagram	Alpha_repo	
 bdrevojankova	(DD219ABC-F32D-492e-A3B2-6785F7DBD9D7)	Hour	Diagram	Alpha_repo	
 bdrevojankova	(589D5FCF-9F6F-4262-A32A-4BEC273BBE2D)	Hour	Diagram	EaTest	
Showing 1 to 10 of 864 entries					
1 2 3 4 5 6 7 8 9 ... 87					
Show 10 entries					
Setup of columns					

After clicking on the "ChangeNotificationType" button, the repository administrator is redirected to the "Setting the notification interval for diagram subscribers" page where he can check the Name, Type, Login and Email to which the notification is sent.

### Nastavení intervalu upozornění pro odběratele diagramu

/ Testovací / Package4 / Package4

Name

Package4

Type

Logical

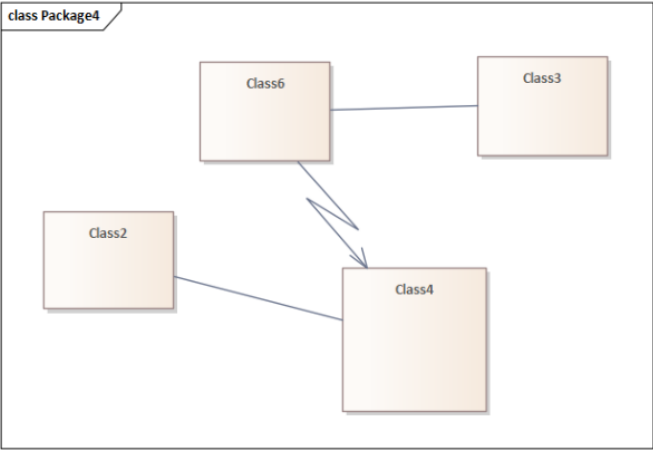
Username

bdrevojankova





Email

barbora.drevojankova@dataprojekt.cz

class Package4



```
classDiagram
    class Package4 {
        Class2
        Class3
        Class4
        Class6
    }
    Class2 --> Class4
    Class3 --> Class4
    Class6 --> Class4
```



[Manual to set the interval](#)

← BACK


There are three notification services that notify users of changes to the diagram.

- [Notification Hour Job](#)
- [Notification Day Job](#)
- [Notification Week Job](#)

By hovering the cursor over the icons, the user can read what type of notification it is.



You can easily change the notification type either on this page, where you just click the blue icon, or go to the diagram on the repository.



The green colour of the icon informs which notification type is on.  
If the user wants to cancel the notification, just click the red icon.

The "Back" button returns the user to the "Overview of Notification Subscriptions" list



When the user clicks on the "Tree" icon, he is redirected to the repository of the diagram.

Repository Browser

- Example
- Testovací
- Klonování MBM
- Package2
- Package3
- Package4
- Package4**
- Class2
- Class3
- Class4
- Class5
- Class6
- AuthorizeBusinessFunction\_AE\_ProcessTransaction\_V2
- Na upozornění
- Upozornění
- Package1
- Příklad výměny dat s externími uživateli

Package4

Notes

<b>Name</b>	Package4	<b>Type</b>	Class	<b>Stereotype</b>	MDGTechnology
<b>Author</b>	Administrator	<b>Created</b>	9/21/2022 10:01:48 AM	<b>Modified</b>	9/21/2022 4:25:41 PM
<b>GUID</b>	{712F5482-33C4-496C-A1B7-4A3EBB1591D2}	<b>ID</b>	65	<b>Theme</b>	

Discussion

More detailed control of discussions (editing, deleting, ...) is performed using the context menu

Add a thread

Show closed threads

Revision #11

Created 30 September 2022 13:37:11

Updated 8 February 2024 09:29:58 by Karolína Kavanová