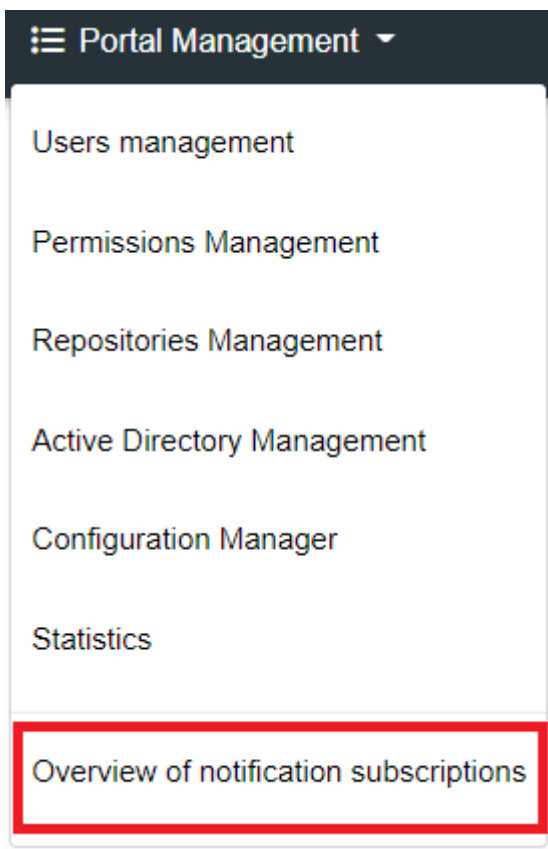


# Overview of notification subscriptions





















The administrator must set up an [e-mail server](#) in Configuration Manager to send notification e-mails to users.

---



If the notification system is set up, the portal administrator can see all the notifications set up in the repository.

## Overview of notification subscriptions

Username	GUID	Interval	Type	Repository name	
NO FILTER - Q	NO FILTER - Q	NO FILTER - Q	NO FILTER - Q	NO FILTER - Q	
 bdrevojankova	(712F5482-33C4-496c-A1B7-4A3EBB1591D2)	Week	Diagram	Alpha_repo	
 bdrevojankova	(22C88477-E325-4e9c-8906-D7A068D712E6)	Day	Diagram	Alpha_repo	
 bdrevojankova	(04EDA929-39CA-4c1a-8F55-1BB1C4013010)	Hour	Diagram	Alpha_repo	
 bdrevojankova	(653E1153-3168-4630-A444-387CF65CD62B)	Week	Diagram	Alpha_repo	
 bdrevojankova	(FD97356E-350B-4560-85BB-13074AFD7E21)	Hour	Diagram	Alpha_repo	
 bdrevojankova	(CF8AE683-10AF-427d-8594-29D503CCE1A8)	Hour	Diagram	Alpha_repo	
 bdrevojankova	(472BF0FA-0474-49ba-9CA5-4A2C3B78DDC9)	Hour	Diagram	Alpha_repo	
 bdrevojankova	(A8522CD9-1F62-4618-B19A-AD85858452BD)	Hour	Diagram	Alpha_repo	
 bdrevojankova	(DD219ABC-F32D-492e-A3B2-6785F7DBD9D7)	Hour	Diagram	Alpha_repo	
 bdrevojankova	(589D5FCF-9F6F-4262-A32A-4BEC273BBE2D)	Hour	Diagram	EaTest	

Showing 1 to 10 of 864 entries





















1 2 3 4 5 6 7 8 9 ... 87

Show 10 entries

Setup of columns: 

The portal administrator can click on the "Tree" icon or the "ChangeNotificationType" button.


## Overview of notification subscriptions

Username	GUID	Interval	Type	Repository name	
NO FILTER - Q	NO FILTER - Q	NO FILTER - Q	NO FILTER - Q	NO FILTER - Q	
 bdrevojankova	(712F5482-33C4-496c-A1B7-4A3EBB1591D2)	Week	Diagram	Alpha_repo	
 bdrevojankova	(22C88477-E325-4e9c-8906-D7A068D712E6)	Day	Diagram	Alpha_repo	
 bdrevojankova	(04EDA929-39CA-4c1a-8F55-1BB1C4013010)	Hour	Diagram	Alpha_repo	
 bdrevojankova	(653E1153-3168-4630-A444-387CF65CD62B)	Week	Diagram	Alpha_repo	
 bdrevojankova	(FD97356E-350B-4560-85BB-13074AFD7E21)	Hour	Diagram	Alpha_repo	
 bdrevojankova	(CF8AE683-10AF-427d-8594-29D503CCE1A8)	Hour	Diagram	Alpha_repo	
 bdrevojankova	(472BF0FA-0474-49ba-9CA5-4A2C3B78DDC9)	Hour	Diagram	Alpha_repo	
 bdrevojankova	(A8522CD9-1F62-4618-B19A-AD85858452BD)	Hour	Diagram	Alpha_repo	
 bdrevojankova	(DD219ABC-F32D-492e-A3B2-6785F7DBD9D7)	Hour	Diagram	Alpha_repo	
 bdrevojankova	(589D5FCF-9F6F-4262-A32A-4BEC273BBE2D)	Hour	Diagram	EaTest	

Showing 1 to 10 of 864 entries

1 2 3 4 5 6 7 8 9 ... 87

Show 10 entries

Setup of columns: 

After clicking on the "ChangeNotificationType" button, the portal administrator is redirected to the "Setting the notification interval for diagram subscribers" page where he can check the Name, Type, Login and Email to which the notification is sent.

## Nastavení intervalu upozornění pro odběratele diagramu

/ Testovací / Package4 / Package4

Name

Package4

Type

Logical

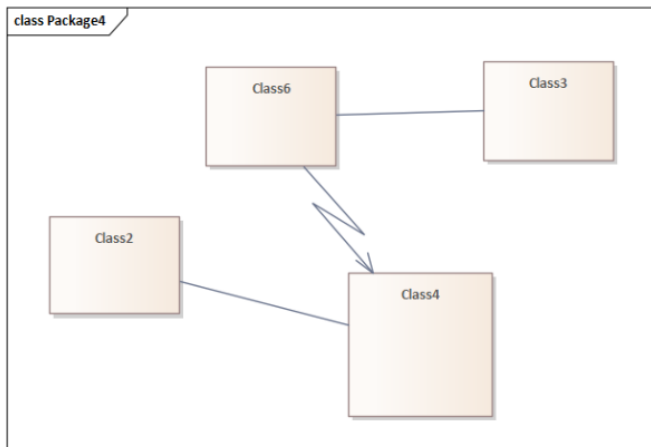
Username

bdrevojankova

Email

barbora.drevojankova@dataprojekt.cz

class Package4



[Manual to set the interval](#)

← BACK


There are three notification services that notify users of changes to the diagram.

- [Notification Hour Job](#)
- [Notification Day Job](#)
- [Notification Week Job](#)

By hovering the cursor over the icons, the user can read what type of notification it is.




You can easily change the notification type either on this page, where you just click the blue icon, or go to the diagram on the repository.



The green colour of the icon informs which notification type is on.  
If the user wants to cancel the notification, just click the red icon.

The "Back" button returns the user to the "Overview of Notification Subscriptions" list

When the user clicks on the "Tree"  icon, he is redirected to the repository of the diagram.

Repository Browser

Example

Testovací

Klonování MBM

Package2

Package3

Package4

Package4

Class2

Class3

Class4

Class5

Class6

AuthorizeBusinessFunction\_AE\_ProcessTransaction\_V2

Na upozornění

Package6

Upozornění

Package1

Příklad výměny dat s externími uživateli

Package4

class Package4

Class6

Class3

Class2

Class4

Notes

Name	Type	Stereotype	MDGTechnology
Package4	Class		
Author	Created	Modified	Version
Administrator	9/21/2022 10:01:48 AM	9/21/2022 4:25:41 PM	1.0
GUID	ID	Theme	
{712F5482-33C4-496c-A1B7-4A3EBB1591D2}	65		

Discussion

More detailed control of discussions (editing, deleting, ...) is performed using the context menu

Add a threadShow closed threads

Revision #5  
Created 30 September 2022 13:37:40  
Updated 10 January 2024 13:45:52 by Karolína Kavanová